

 SLA Document COS-001	SilverLight Aviation 40420 Free Fall Ave, Unit A Zephyrhills, FL 33542. USA info@silverlightaviation.com	SAFETY ALERT / SAFETY DIRECTIVE	
		Release Date: 11/10/2017 Effective Date: 11/11/2017	Notice # 002 Superseded Notice #__ <i>(if applicable)</i> Page 1 of 6
Limitations for completion of any required corrective actions: Before next flight		Affected Aircraft Make and Model: AR-1 Aircraft Serial Number(s): 0001 through 0016	

Tightening of Brake Caliper Brake Pad Bolts

Repeating Symbols:

Please pay special attentions to the following symbols throughout this document, which are used to emphasize particular information.

- ◆ **Warning:** Used to identify an instruction that, if not followed, may cause serious injury or fatality.
- **Caution:** Used to identify an instruction that, if not followed, may cause severe damage to the aircraft or lead to suspension of warranty.
- **Note:** Used to identify useful information for better handling.

1 Planning Information

1.1 Affected Aircraft


Make: SilverLight Aviation (Kit Built)
 Model: AR-1
 Serial Number(s): 0001 through 0016
 Applicable Countries: All

1.2 Concurrent Documents

Not Applicable

1.3 Reason

Brake pad bolts on the caliper can come loose and lock up the wheel

 SLA Document COS-001	SilverLight Aviation 40420 Free Fall Ave, Unit A Zephyrhills, FL 33542. USA info@silverlightaviation.com	SAFETY ALERT / SAFETY DIRECTIVE	
		Release Date: 11/10/2017 Effective Date: 11/11/2017	Notice # 002 Superseded Notice # __ <i>(if applicable)</i> Page 2 of 6
Limitations for completion of any required corrective actions: Before next flight		Affected Aircraft Make and Model: AR-1 Aircraft Serial Number(s): 0001 through 0016	

1.4 Subject

Two bolts holding the brake pads in the Matco Mfg. brake caliper need to be tightened with Loctite 242 (blue)

1.5 Compliance

The two bolts need to be taken out one at a time and put back in with blue Loctite and torqued to 100 inch-pounds (9 foot-pounds) before next flight. An entry in the logbook needs to be made of having accomplished compliance with this directive.

1.6 Approval

Not applicable

1.7 Type of Maintenance

Line Maintenance

1.8 Personnel Qualifications

Owner/Operator

1.9 Return to Service


Logbook entry, taxi testing

1.10 Weight and Balance

Not applicable

1.11 References

Not applicable

 SLA Document COS-001	SilverLight Aviation 40420 Free Fall Ave, Unit A Zephyrhills, FL 33542. USA info@silverlightaviation.com	SAFETY ALERT / SAFETY DIRECTIVE	
	Release Date: 11/10/2017 Effective Date: 11/11/2017	Notice # 002 Superseded Notice # __ <i>(if applicable)</i> Page 3 of 6	
Limitations for completion of any required corrective actions: Before next flight		Affected Aircraft Make and Model: AR-1 Aircraft Serial Number(s): 0001 through 0016	

1.12 Superseded Documents

None

1.13 Contact Details

For further information on this Safety Alert or to report any Safety of Flight or Service Difficulty issues, please contact SilverLight Aviation at:

SilverLight Aviation

40420 Free Fall Ave, Unit A
Zephyrhills, FL 33542.
USA
info@silverlightaviation.com

1.14 Disclaimer

This Safety Alert has been generated with utmost care. Nevertheless errors and misunderstandings can never be fully excluded. In case of any doubts the recipient of this Service Alert is requested to contact SilverLight Aviation immediately to clarify the issue.

 SLA Document COS-001	SilverLight Aviation 40420 Free Fall Ave, Unit A Zephyrhills, FL 33542. USA info@silverlightaviation.com	SAFETY ALERT / SAFETY DIRECTIVE	
		Release Date: 11/10/2017 Effective Date: 11/11/2017	Notice # 002 Superseded Notice # __ <i>(if applicable)</i> Page 4 of 6
Limitations for completion of any required corrective actions: Before next flight		Affected Aircraft Make and Model: AR-1 Aircraft Serial Number(s): 0001 through 0016	

2 Resources

2.1 Parts

None

2.2 Materials

Loctite 242 (Blue) or equivalent such as Permatex.

2.3 Tools

1/2" Socket,
Ratcheting driver,
6 inch extension,
Torque wrench

2.4 Special Tools

None


2.5 Manpower

1 person, 15 minutes

2.6 Cost


None

3 Instructions

 SLA Document COS-001	SilverLight Aviation 40420 Free Fall Ave, Unit A Zephyrhills, FL 33542. USA info@silverlightaviation.com	SAFETY ALERT / SAFETY DIRECTIVE	
		Release Date: 11/10/2017 Effective Date: 11/11/2017	Notice # 002 Superseded Notice # __ <i>(if applicable)</i> Page 5 of 6
Limitations for completion of any required corrective actions: Before next flight		Affected Aircraft Make and Model: AR-1 Aircraft Serial Number(s): 0001 through 0016	

3.1 General

Basically, two bolts- shown below- need to be removed one at a time, cleaned and reinstalled with Loctite 242 (Blue) or equivalent such as Permatex Blue, which can be found in most hardware stores. Bolts/brakes not serviced risk becoming loose which may result in brake malfunction and/or wheel lock up. Make sure bolts are torqued to 9 foot pounds with the existing provided Nordloc washers under the head as before.



The brakes do not need to be removed. By using an extension and moving the wheels slightly back and forth, you should be able to easily access the bolts. Make sure to remove and reinstall one bolt at a time to avoid unnecessary issues. Let Loctite dry overnight and taxi test the gyroplane before flight.

3.2 Documentation

Conduct of this Safety Alert must be logged in the aircraft logbook with date and signature of the responsible Person conducting the procedure. The entry must include the following information:

- Identified AR-1 Serial Number and N-Number (if applicable)

 SLA Document COS-001	SilverLight Aviation 40420 Free Fall Ave, Unit A Zephyrhills, FL 33542. USA info@silverlightaviation.com	SAFETY ALERT / SAFETY DIRECTIVE	
		Release Date: 11/10/2017 Effective Date: 11/11/2017	Notice # 002 Superseded Notice #__ <i>(if applicable)</i> Page 6 of 6
Limitations for completion of any required corrective actions: Before next flight		Affected Aircraft Make and Model: AR-1 Aircraft Serial Number(s): 0001 through 0016	

4 Appendix

4.1 Changes to Previous Revision

Original Revision – no changes

4.2 Feedback Template

No feedback is necessary